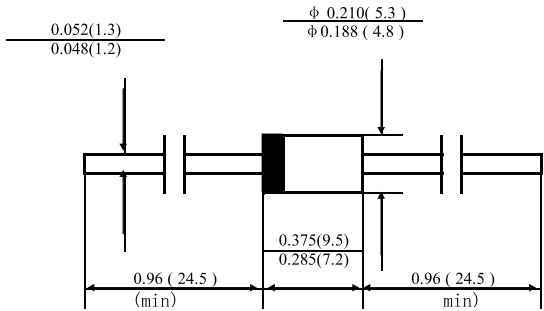


■外形尺寸和印记 Outline Dimensions and Mark

DO-27



inch (mm)

■特征 Features

- I_o 3.0A
- VRRM 150-200V
- 耐正向浪涌电流能力高
- High surge current capability

■极限值 (绝对最大额定值)

Limiting Values (Absolute Maximum Rating)

参数名称 Item	符号 Symbol	单位 Unit	条件 Conditions	SR3150	SR3200
反向重复峰值电压 Repetitive Peak Reverse Voltage	V_{RRM}	V		150	200
正向平均电流 Average Forward Current	$I_{F(AV)}$	A	正弦半波 60Hz, 电阻负载, $T_a=50^\circ\text{C}$ 60Hz Half-sine wave, Resistance load, $T_a=50^\circ\text{C}$	3.0	
正向 (不重复) 浪涌电流 Surge(Non-repetitive)Forward Current	I_{FSM}	A	正弦半波 60Hz, 一个周期, $T_a=25^\circ\text{C}$ 60Hz Half-sine wave, 1 cycle, $T_a=25^\circ\text{C}$	80	
结温 Junction Temperature	T_J	$^\circ\text{C}$		-55~+125	
储存温度 Storage Temperature	T_{STG}	$^\circ\text{C}$		-55 ~ +150	

■电特性 (Ta=25°C 除非另有规定)

Electrical Characteristics (Ta=25°C Unless otherwise specified)

参数名称 Item	符号 Symbol	单位 Unit	测试条件 Test Condition	SR3150	SR3200
正向峰值电压 Peak Forward Voltage	V_{FM}	V	$I_{FM}=3.0A$	0.90	
反向漏电流 Peak Reverse Current	I_{R1}	mA	$V_{RM}=V_{RRM}$	$T_a=25^\circ\text{C}$	0.1
	I_{R2}			$T_a=100^\circ\text{C}$	10
热阻(典型) Thermal Resistance(Typical)	$R_{\theta J-A}$	$^\circ\text{C/W}$	结和环境之间 Between junction and ambient	25	
	$R_{\theta J-L}$		结和引线之间 Between junction and lead	8	

■ 特性曲线 (典型)

图1: 正向电流降额曲线
FIG.1: FORWARD CURRENT DERATING CURVE

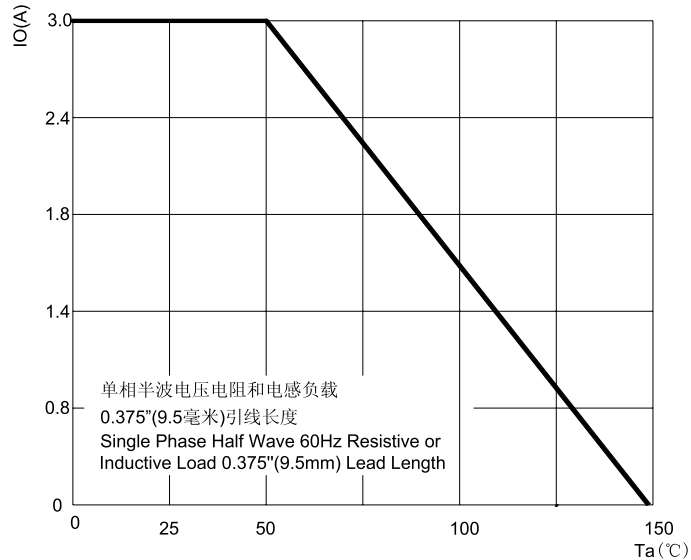


图2: 最大正向浪涌冲击耐受力
FIG.2: MAXIMUM NON-REPETITIVE FORWARD SURGE CURRENT

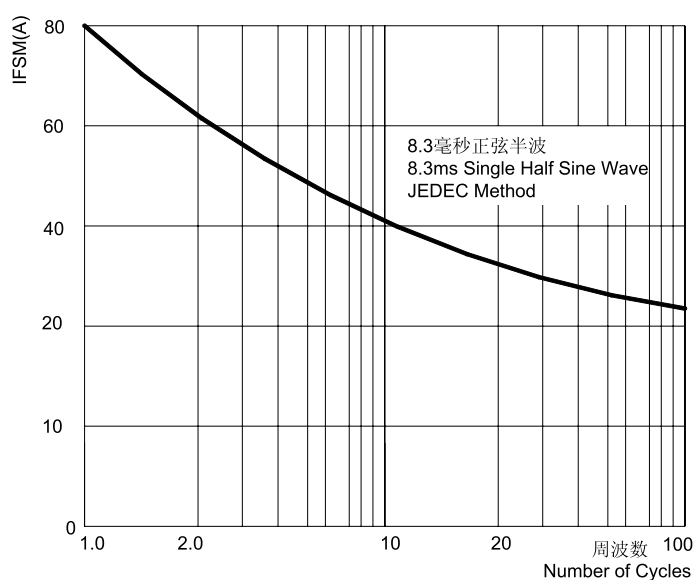


图3: 典型正向特性曲线
FIG.3: TYPICAL FORWARD CHARACTERISTICS

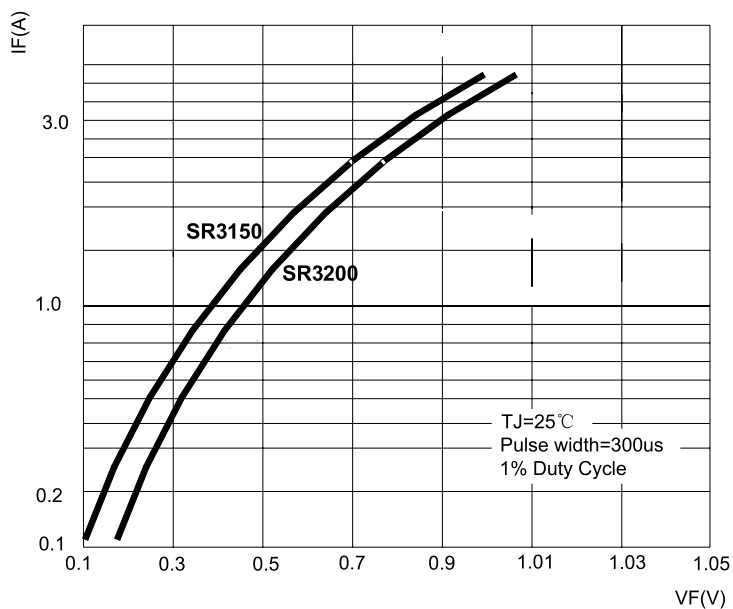


图4: 典型反向特性曲线
FIG.4: TYPICAL REVERSE CHARACTERISTICS

