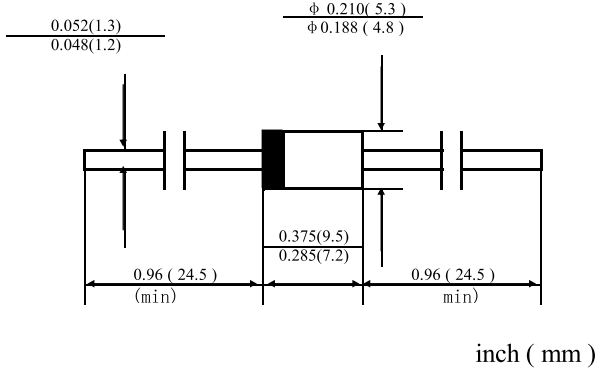


■外形尺寸和印记 Outline Dimensions and Mark

DO-27



■特征 Features

- $I_o$  5.0A
- VRRM 100V-600V
- 耐正向浪涌电流能力高
- High surge current capability

■用途 Applications

- 整流用 Rectifier

■极限值（绝对最大额定值）

Limiting Values (Absolute Maximum Rating)

参数名称 Item	符号 Symbol	单位 Unit	条件 Conditions	ER				
				501	502	503	504	506
反向重复峰值电压 Repetitive Peak Reverse Voltage	VRRM	V		100	200	300	400	600
正向平均电流 Average Forward Current	$I_{F(AV)}$	A	(正弦半波 60HZ, 电阻负载, $T_a=50^\circ\text{C}$ ); (60HZ Half-sine wave, Resistance load, $T_a=50^\circ\text{C}$ )	5.0				
正向（不重复）浪涌电流 Surge(Non-repetitive)Forward Current	$I_{FSM}$	A	(正弦半波 60HZ, 一个周期, $T_a=25^\circ\text{C}$ ); (60HZ Half-sine wave, 1 cycle, $T_a=25^\circ\text{C}$ )	150				
结温 Junction Temperature	$T_j$	$^\circ\text{C}$		-55~+125				
储存温度 Storage Temperature	$T_{stg}$	$^\circ\text{C}$		-55 ~ +150				

■电特性（ $T_a=25^\circ\text{C}$  除非另有规定）

Electrical Characteristics ( $T_a=25^\circ\text{C}$  Unless otherwise specified)

参数名称 Item	符号 Symbol	单位 Unit	测试条件 Test Condition	ER				
				501	502	503	504	506
正向峰值电压 Peak Forward Voltage	V <sub>FM</sub>	V	$I_{FM}=2.0A$	0.95		1.25		1.7
反向峰值电流 Peak Reverse Current	I <sub>RRM1</sub>	$\mu\text{A}$	VRM=VRRM	$T_a=25^\circ\text{C}$				
	I <sub>RRM2</sub>			$T_a=100^\circ\text{C}$				
反向恢复时间 Reverse Recovery time	$t_{rr}$	ns	$I_F=0.5A$ $I_R=1A$ $I_{RR}=0.25A$	35				
热阻(典型) Thermal Resistance(Typical)	R $\theta$ J-A	$^\circ\text{C/W}$	结和环境之间 Between junction and ambient	55				
	R $\theta$ J-L		结和引线之间 Between junction and lead	20				

■ 特性曲线 (典型)

图1: 正向电流降额曲线

FIG.1: FORWARD CURRENT DERATING CURVE

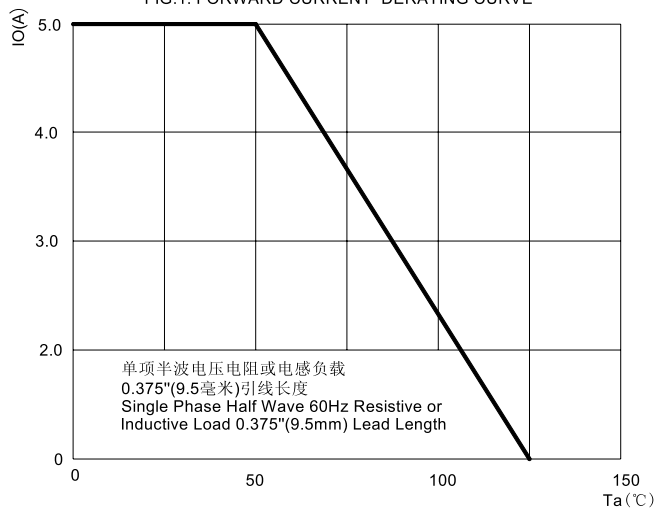


图2: 最大正向浪涌冲击耐受力

FIG.2: MAXIMUM NON-REPETITIVE FORWARD SURGE CURRENT

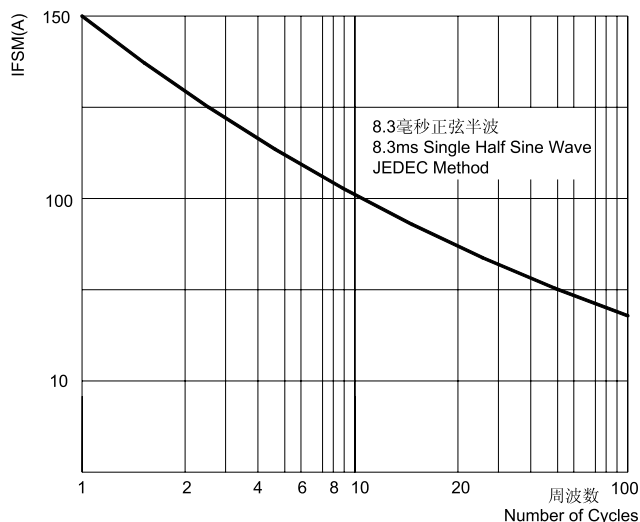


图3: 典型正向特性曲线

FIG.3: TYPICAL FORWARD CHARACTERISTICS

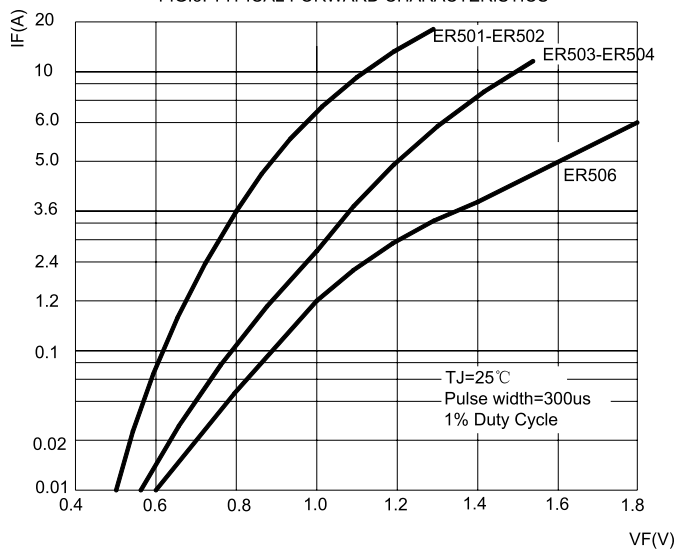


图4: 典型反向特性曲线

FIG.4: TYPICAL REVERSE CHARACTERISTICS

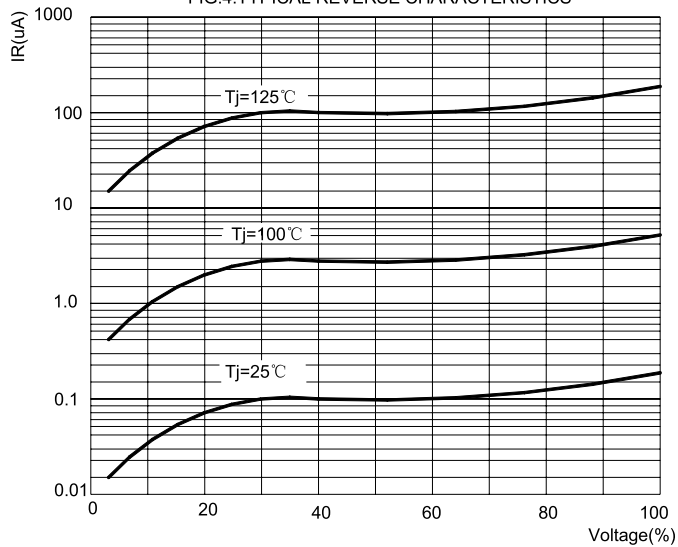


图5: 反向恢复时间试验电路及测试波形示意图

FIG.5: Diagram of circuit and Testing wave form of reverse recovery time

