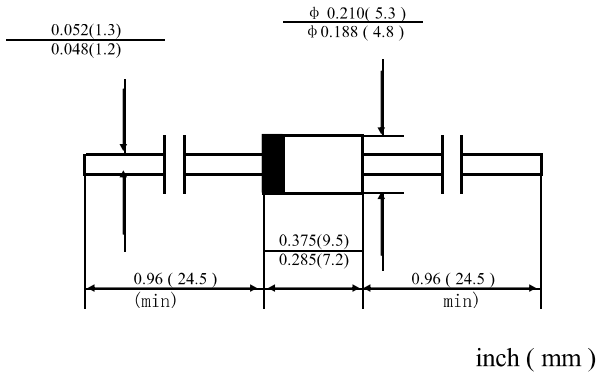


■外形尺寸和印记 Outline Dimensions and Mark

DO-27



■特征 Features

- $I_o$  3.0A
- VRRM 20V-100V
- 耐正向浪涌电流能力高
- High surge current capability

■用途 Applications

- 整流用 Rectifier

■极限值（绝对最大额定值）

Limiting Values (Absolute Maximum Rating)

参数名称 Item	符号 Symbol	单位 Unit	条件 Conditions	SR3						
				20	30	40	50	60	80	100
反向重复峰值电压 Repetitive Peak Reverse Voltage	$V_{RRM}$	V		20	30	40	50	60	80	100
正向平均电流 Average Forward Current	$I_{F(AV)}$	A	正弦半波 60Hz,电阻负载, $T_a=50^\circ C$ 60Hz Half-sine wave, Resistance load, $T_a=50^\circ C$	3.0						
正向（不重复）浪涌电流 Surge(Non-repetitive)Forward Current	$I_{FSM}$	A	正弦半波 60Hz, 一个周期, $T_a=25^\circ C$ 60Hz Half-sine wave, 1 cycle, $T_a=25^\circ C$	80						
结温 Junction Temperature	$T_J$	$^\circ C$		-55~+125						
储存温度 Storage Temperature	$T_{STG}$	$^\circ C$		-55 ~ +150						

■电特性（ $T_a=25^\circ C$  除非另有规定）

Electrical Characteristics ( $T_a=25^\circ C$  Unless otherwise specified)

参数名称 Item	符号 Symbol	单位 Unit	测试条件 Test Condition	SR3							
				20	30	40	50	60	80	100	
正向峰值电压 Peak Forward Voltage	$V_{FM}$	V	$I_{FM}=3.0A$	0.55			0.7		0.85		
反向漏电流 Peak Reverse Current	$I_{R1}$	$\mu A$	$V_{RM}=V_{RRM}$	$T_a=25^\circ C$							
	$I_{R2}$			$T_a=100^\circ C$							
热阻(典型) Thermal Resistance(Typical)	$R_{\theta J-A}$	$^\circ C/W$	结和环境之间 Between junction and ambient		40						
	$R_{\theta J-L}$		结和引线之间 Between junction and lead		10						

■ 特性曲线 (典型)

图1: 正向电流降额曲线  
FIG.1: FORWARD CURRENT DERATING CURVE

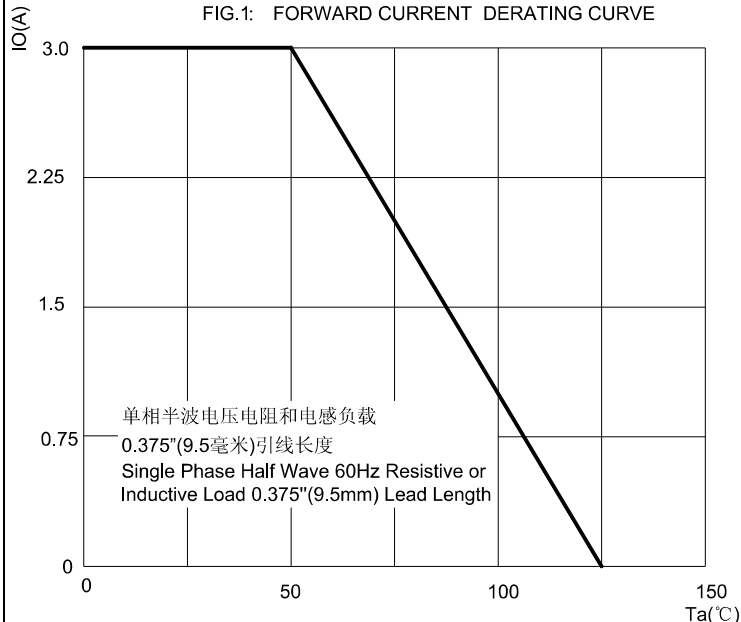


图2: 最大正向浪涌冲击耐受力  
FIG.2: MAXIMUM NON-REPETITIVE FORWARD SURGE CURRENT

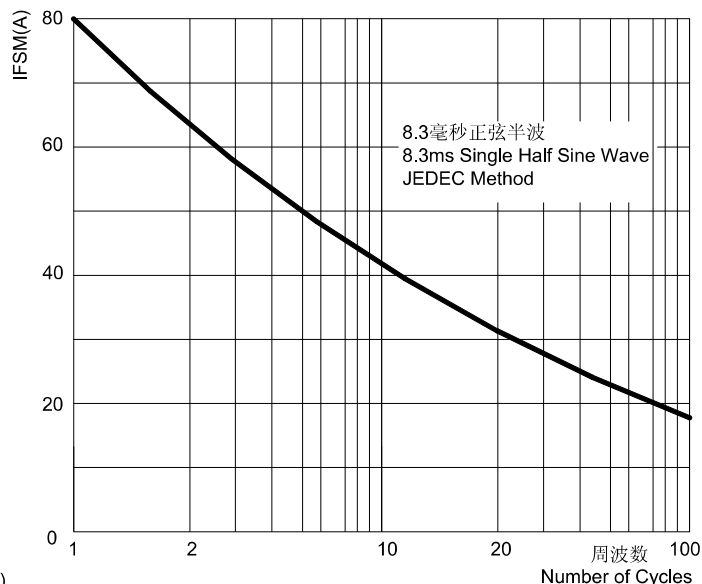


图3: 典型正向特性曲线  
FIG.3: TYPICAL FORWARD CHARACTERISTICS

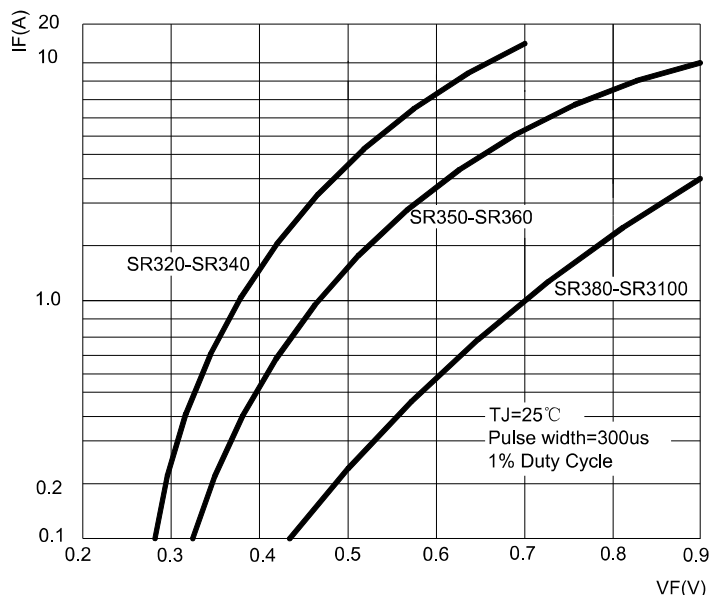


图4: 典型反向特性曲线  
FIG.4: TYPICAL REVERSE CHARACTERISTICS

