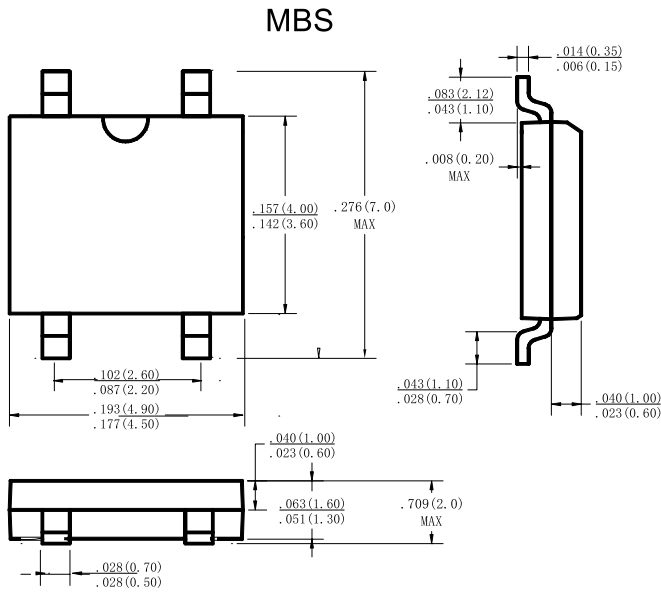


■ 外形尺寸和印记 Outline Dimensions and Mark



■ 特征 Features

- $I_o$  0.8A
- $V_{RRM}$  100V~1000V
- 玻璃钝化芯片  
Glass passivated chip
- 耐正向浪涌电流能力高  
High surge forward current capability

■ 用途 Applications

- 作一般电源单相桥式整流用  
General purpose 1 phase Bridge rectifier applications

■ 极限值 (绝对最大额定值)  
Limiting Values (Absolute Maximum Rating)

参数名称 Item	符号 Symbol	单位 Unit	条件 Conditions	MB					
				1S	2S	4S	6S	8S	10S
反向重复峰值电压 Repetitive Peak Reverse Voltage	$V_{RRM}$	V		100	200	400	600	800	1000
平均整流输出电流 Average Rectified Output Current	$I_o$	A	60Hz正弦波, 电阻负载, $T_a=25^\circ\text{C}$ On alumina substrate	0.8					
			60Hz sine wave, R-load, $T_a=25^\circ\text{C}$ On glass-epoxi substrate	0.5					
正向 (不重复) 浪涌电流 Surge (Non-repetitive) Forward Current	$I_{FSM}$	A	60Hz正弦波, 一个周期, $T_j=25^\circ\text{C}$ 60Hz sine wave, 1 cycle, $T_j=25^\circ\text{C}$	30					
正向浪涌电流的平方对电流浪涌持续时间的积分值 Current Squared Time	$I^2t$	$A^2S$	$1\text{ms} \leq t < 8.3\text{ms}$ $T_j=25^\circ\text{C}$ , 单个二极管 $1\text{ms} \leq t < 8.3\text{ms}$ $T_j=25^\circ\text{C}$ , Rating of per diode	3.7					
存储温度 Storage Temperature	$T_{stg}$	$^\circ\text{C}$		-55 ~ +150					
结温 Junction Temperature	$T_j$	$^\circ\text{C}$		-55 ~ +150					

■ 电特性 (Ta=25°C 除非另有规定)

Electrical Characteristics (Ta=25°C Unless otherwise specified)

参数名称 Item	符号 Symbol	单位 Unit	测试条件 Test Condition	最大值 Max
正向峰值电压 Peak Forward Voltage	$V_{FM}$	V	$I_{FM}=0.4\text{A}$ , 脉冲测试, 单个二极管的额定值 $I_{FM}=0.4\text{A}$ , Pulse measurement, Rating of per diode	1.05
反向峰值电流 Peak Reverse Current	$I_{RRM}$	$\mu\text{A}$	$V_{RM}=V_{RRM}$ , 脉冲测试, 单个二极管的额定值 $V_{RM}=V_{RRM}$ , Pulse measurement, Rating of per diode	10
热阻 Thermal Resistance	$R_{\theta J-A}$	$^\circ\text{C/W}$	结和环境之间, 安装在氧化铝基板上 Between junction and ambient, On alumina substrate	76
			结和环境之间, 安装在玻璃-环氧基板上 Between junction and ambient, On glass-epoxi substrate	134
	$R_{\theta J-L}$		结和引线之间 Between junction and lead	20

■特性曲线 (典型)

图1:  $I_o$ - $T_a$  曲线  
FIG1:  $I_o$ - $T_a$  Curve

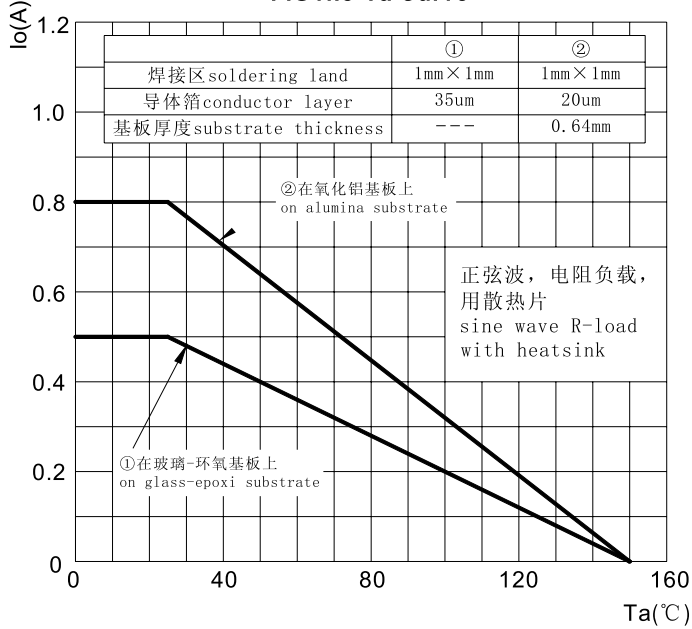


图2: 耐正向浪涌电流曲线  
FIG2: Surge Forward Current Capacity

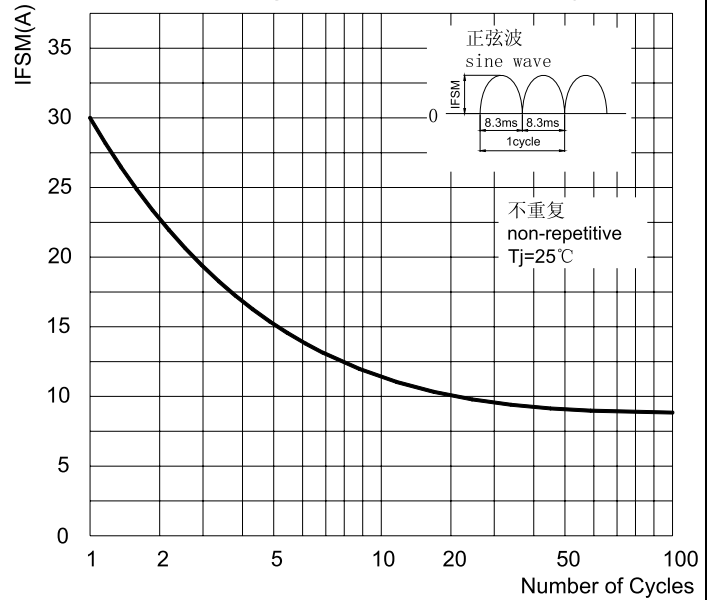


图3: 正向电压曲线  
FIG3: Forward Voltage

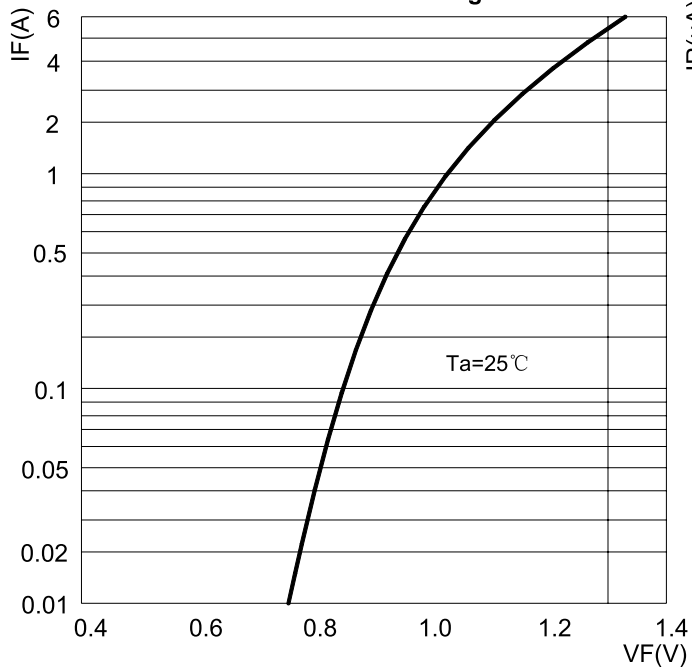


图4: 反向电流曲线  
FIG4: Typical Reverse Characteristics

